

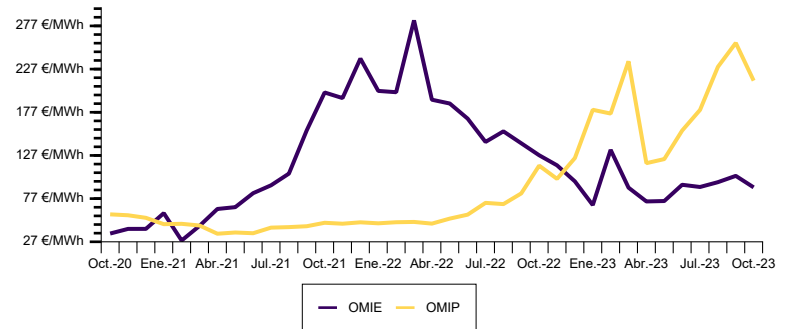


INFORME MERCADO MENSUAL (OCT.-23)

ELECTRICIDAD

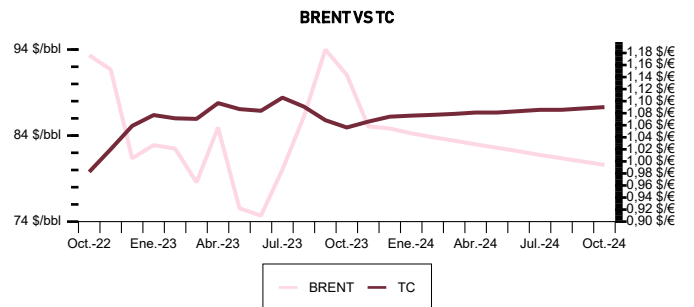
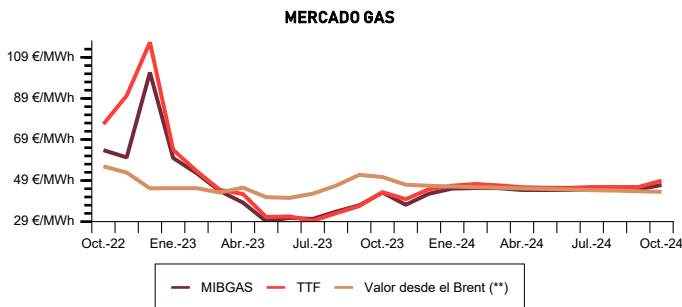
REFERENCIA	PRECIO Oct.-23	VARIACIÓN	
		(vs Sep.-23)	(vs Oct.-22)
OMIE (media)	90.03 €/MWh	-12.88% ▼	-29.23% ▼
OMIP Q1-2024	106.97 €/MWh	-5.68% ▼	-40.33% ▼
OMIP Y-2024	112.63 €/MWh	2.39% ▲	-15.63% ▼

EVOLUCIÓN MENSUAL MERCADO ELEC. ESPAÑOL (€/MWh) (*)



(*) La tabla muestra la comparativa entre el precio del OMIE y el valor del OMIP doce meses antes.

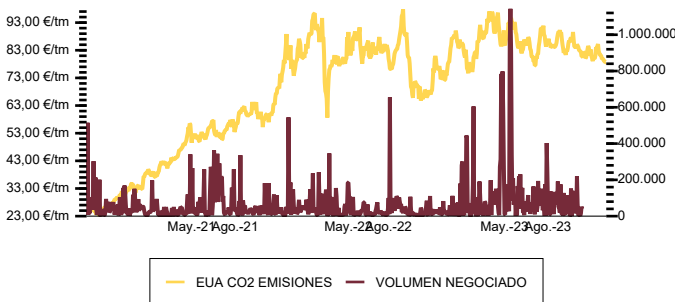
MERCADO GAS



PRDO.	VALOR		MAX		MIN		% VARIACIÓN (vs Sep.-23)	
	MIBGAS €/MWh	TTF €/MWh	MIBGAS €/MWh	TTF €/MWh	MIBGAS €/MWh	TTF €/MWh	MIBGAS €/MWh	TTF €/MWh
Oct.-23	42.79	43.22	51.16	54.56	34.07	28.07	16.74%	19.17%
Q1-2024	48.20	49.81	48.22	50.09	48.19	49.53	4.33%	4.80%
Y-2024	47.80	49.22	49.39	51.12	46.78	47.84	3.59%	3.58%

PRDO.	VALOR		MAX		MIN		% VARIACIÓN (vs Sep.-23)	
	BRENT \$/bbl	TC \$/€	BRENT \$/bbl	TC \$/€	BRENT \$/bbl	TC \$/€	BRENT \$/bbl	TC \$/€
Oct.-23	91.05	1.0562	92.23	1.0632	83.89	1.0469	-3.14%	-1.19%
Q1-2024	87.33	1.0671	87.98	1.0687	86.71	1.0657	-0.99%	0.46%
Y-2024	84.96	1.0743	87.98	1.0830	82.32	1.0657	-0.19%	0.48%

EMISIONES CO2



REF.	Oct.-23	Sep.-23	VARIACIÓN (vs Sep.-23)	MAX Oct.-23	MIN Oct.-23
EUAs (€)	80.98	82.13	-1.41% ▼	85.23	78.65
CERs (€)	0,00	0,00	NaN% ▼	0,00	0,00
Spread	80.98	82.13	NaN% ▼	85.23	78.65